

# portfolio

telehealthcare solutions





# Telehealthcare - improving quality of life

## Who we are

The Tunstall Healthcare Group is the world's leading provider of telehealthcare solutions. Operating in over 30 countries, we support over 2.5m people throughout the globe.

Tunstall's telehealthcare solutions play a pivotal role in supporting older people and those with long-term conditions to live independently, by effectively managing their health and well-being.

## Our philosophy

Tunstall's philosophy is simple - to protect, support and care for people - by providing healthcare technology and services that enable anyone in a situation requiring support and reassurance, such as older people or those with long-term needs, to lead an independent life.

## Why choose Tunstall?

- **The clear market leader in telecare and telehealth** - Tunstall supports over 2.5m people around the world
- **Founder member of the Continua Health Alliance** - ensuring Tunstall's solutions offer the gateway to future interoperability
- **World leading technology** - quality approved, integrated products and services
- **Unrivalled support** - a network of over 160 engineers nationwide, backed up by our 24 hour customer satisfaction centre
- **Significant investment in R&D** - we are committed to developing new solutions to meet the demands of changing markets
- **Certified facilities** - Tunstall's design, manufacture, installation and service facilities are certified to ISO 9001:2000


For further information on any of  
Tunstall's solutions, please call  
**01977 660479**

# Contents

Tunstall's solutions are designed to improve quality of life, giving the user the confidence and ability to remain in their own home safe in the knowledge that help will always be available when and if it is needed. Although technology alone is not the complete answer, used as part of a holistic package of services, it can reduce the burden on health and social care resources.

This comprehensive portfolio details Tunstall's telecare and telehealth solutions currently available for individual homes and grouped housing developments to assist in choosing the most appropriate products for your requirements.

|   | <i>Page</i> |  | <i>Page</i> |
|---|-------------|--|-------------|
| What is Telecare?                       | 4           | Passive Infra Red Detectors                      | 15          |
| Telecare in Individual Homes            | 4           | Pressure Mat                                     | 16          |
| Telecare in Grouped Housing             | 4           | Property Exit Sensor                             | 16          |
| What is Telehealth?                     | 4           | Property Exit Sensor (virtual)                   | 16          |
| Monitoring Centre Solutions             | 4           | Radio Pull Cord                                  | 16          |
| Telecare Home Units                     | 5           | Radio Output Module                              | 17          |
| Lifeline Connect+                       | 5           | Smoke Detector                                   | 17          |
| Lifeline Connect                        | 6           | Temperature Extremes Sensor                      | 17          |
| Lifeline GSM                            | 6           | Universal Sensor                                 | 17          |
| Local Care Alarms                       | 7           | <b>Telecare Alerting Devices</b>                 | <b>18</b>   |
| CareAssist                              | 7           | DDA Pager Solutions                              | 18          |
| Mobile Alarms                           | 7           | MyLife Adapters                                  | 19          |
| ROMAD RSP-100                           | 7           | User Alert Pager Solution                        | 19          |
| Ruggedised Alarm                        | 7           | Home Alert Pager Solution                        | 19          |
| Telecare Home Unit Accessories          | 8           | Sounder Beacon                                   | 19          |
| Big Button Telephone                    | 8           | Visual Call Beacon                               | 20          |
| GSM Module                              | 8           | X10 Controllers                                  | 20          |
| Safe Socket™                            | 8           | <b>Telehealth Solutions</b>                      | <b>21</b>   |
| USB TAPIT programming interface         | 8           | Tunstall <b>mymedic™</b>                         | 21          |
| Telecare Sensors                        | 9           | Tunstall <b>mymedic<sup>plus</sup></b>           | 21          |
| MyAmie                                  | 9           | Tunstall <b>icp triagemanager™</b>               | 21          |
| Amie and Gem                            | 9           | Tunstall <b>mymedic</b> packages                 | 22          |
| Arm / Disarm Trigger / Zoning Trigger   | 10          | <b>myclinic</b>                                  | 23          |
| Bed Occupancy Sensor                    | 10          | <b>Activities of Daily Living (ADL) Solution</b> | <b>24</b>   |
| Bed Absence Sensor (virtual)            | 10          | ADLife   | 24          |
| Bogus Caller / Panic Button             | 11          | Just Checking Activity Monitoring System         | 25          |
| Chair Occupancy Sensor                  | 11          | <b>Telecare Packages / Accessories / Spares</b>  | <b>25</b>   |
| Chair Absence Sensor (virtual)          | 11          | ADSL Broadband Filter                            | 25          |
| CO Detector (wireless)                  | 11          | MyAmie Accessories                               | 26          |
| Door Usage Sensor                       | 11          | Amie+ Accessories                                | 26          |
| Door Entry System                       | 12          | Amie Accessories                                 | 26          |
| Dummy External Bell Box                 | 12          | Fall Detector Accessories                        | 26          |
| Enuresis Sensor                         | 12          | Gem+ Accessories                                 | 26          |
| Epilepsy Sensor                         | 12          | Gem Accessories                                  | 27          |
| Fall Detector                           | 13          | Batteries  | 27          |
| VitalBase <sup>FALL</sup> Fall Detector | 13          | Lifeline 'own branding labels'                   | 27          |
| Flood Detector                          | 13          | PDA Programming Kit                              | 27          |
| Gas Shut Off Valve Solution             | 13          | WISE Home Kit                                    | 28          |
| Gas Detector                            | 14          | <b>Easy Reference Guide - List of Solutions</b>  | <b>29</b>   |
| Heat Detector                           | 14          | <b>Telehealthcare Training Tool</b>              | <b>30</b>   |
| Inductive Loop                          | 14          | <b>Telehealthcare Support Group</b>              | <b>30</b>   |
| Access Trigger                          | 14          |  |             |
| Medication Dispensers                   | 15          |  |             |
| Minuet Watch                            | 15          |  |             |



## What is Telecare?

Telecare is the continuous, automatic and remote monitoring of real time emergencies and lifestyle changes over time in order to manage the risks associated with independent living.

Telecare involves placing a variety of discreet sensors around the home, to monitor for environmental risks such as smoke, floods and gas, and personal risks such as falls, epilepsy and property exit.

## Telecare in Individual Homes

Tunstall's innovative range of non-intrusive telecare sensors, work with Lifeline home units to offer a comprehensive way of managing the risks to a person's independence, health and home environment, 24 hours a day, 7 days a week.

## Telecare in Grouped Housing

Tunstall's range of advanced solutions for grouped housing schemes provide peace of mind for both residents and care staff, by enabling easy communication. Grouped housing communities can utilise Tunstall's range of telecare sensors to ensure that on and offsite care staff are immediately alerted to potentially dangerous situations.

## What is Telehealth?

Telehealth is the consistent, reliable and accurate remote monitoring of a patient's vital signs through the use of easy to use equipment that healthcare professionals can customise to each patient, enabling individuals to manage their own condition more effectively at home.

Tunstall's range of telehealth solutions offer a way of delivering tailored care for patients with long term conditions in their own homes, improving quality of life and preventing avoidable hospital admissions.

## Monitoring Centre Solutions

Tunstall's monitoring centre solutions include PNC6, the most advanced and powerful monitoring centre platform in the world. Designed specifically for telecare services, PNC6 ensures that operators are provided with information regarding the telecare user, the sensor activated and the sensors location within the user's home when they receive an alarm call.

# Telecare Home Units

Tunstall Lifeline home units form intelligent centres at the heart of the home to help all kinds of people of all ages to live independently. Lifeline home units can be used to raise an alarm call from anywhere in the home by simply pressing a radio trigger, the large illuminated red button on the unit or automatically via the range of telecare sensors, wirelessly linked to the home unit. Please see the telecare sensors section for more details.

## Lifeline Connect+

The Lifeline Connect+ offers a modern design and provides the greatest levels of flexibility and functionality through the addition of extra features to support users with even more demanding healthcare requirements.

### Key features include:

- 35 telecare sensor inputs, 1 hard wired input and 1 output
- Critical visits management facility
- Event-based configuration - maximising flexibility
- Reminder facility - recordable remotely and locally
- Integrated ADLife♦ - Activities of Daily Living Monitoring (see page 24)
- User recordable messages
- Virtual Sensors♦ - intelligently combines sensor activations
- Optional local audible warnings
- MyLife compatible
- GSM compatible
- Inductive loop compatible
- STMF Protocol - to ensure more reliable communication to a PNC monitoring centre over GSM and NGN networks



MyAmie

### Product Statistics

|              |   |
|--------------|---|
| Weight:      | 630g (1.4kg packaged)   |
| Dimensions:  | 189 x 188 x 49mm (W x L x D)  |
| Mains power: | 30 hours of stand-by operation, 15 hours with one 30 minute alarm call (minimum expected at date of purchase and when fully charged). |

| Item  | Part number   |
|---|---------------|
| Lifeline Connect+ & MyAmie*                             | 53000/320     |
| Welsh Language Lifeline Connect+ & MyAmie*              | 53024/320     |
| MyLife adapters   | (see page 19) |
| USB TAPIT Programming Interface and PC Connect Software | (see page 8)  |

\*Note - Personal radio triggers packaged with Lifeline home units are supplied with neck cord and 10mm wrist strap wearing options.

♦Requires Fast PIRs (see page 15). Some features require PNC5/6 for full functionality, please see data sheet for more information.

▪Note - the reminder functionality provided by Lifeline Connect+ may be a useful aid to complement professional medication compliance measures, however it should not be relied upon as a medication compliance device. No guarantee of actual compliance should be relied upon when using this functionality. Lifeline Connect+ is not a medical device and Tunstall is not responsible for any outcome associated with the programming or use of the reminder functionality.

## Lifeline Connect

The Lifeline Connect offers the combination of simplicity with additional advanced features that enable the unit to be personalised for individual needs and circumstances.

### Key features include:

- 12 radio and 1 hard wired input
- Intruder functionality
- Automatic BST clock updates
- Technical call queuing - reducing inconvenience to the user
- Ability to signal a beep using pendant during an alarm call
- Event-based configuration - maximising flexibility
- STMF Protocol - to ensure more reliable communication to a PNC monitoring centre over GSM and NGN networks

### Item

Lifeline Connect & MyAmie

### Part number

52000/320



MyAmie

### Product Statistics

Weight: 630g (1.4kg packaged)  
Dimensions: 189 x 188 x 49mm (W x L x D)  
Mains power: 30 hours of stand-by operation, 15 hours with one 30 minute alarm call (minimum expected at date of purchase and when fully charged).

\*Note - Personal radio triggers packaged with Lifeline home units are supplied with neck cord and 10mm wrist strap wearing options.

## Lifeline GSM

Lifeline GSM is Tunstall's first Lifeline home unit with an integrated GSM module to enable the unit to be deployed on a mobile phone network. This provides a simple solution when no landline is available. The Lifeline GSM also utilises Tunstall's patent protected STMF protocol to ensure reliable communication to a PNC monitoring centre over the GSM network.

### Key features include:

- Connect up to 12 telecare sensors
- Programming keypad for simple setup
- Event-based configuration – maximising flexibility
- Inactivity monitoring
- Intruder monitoring
- STMF Protocol - to ensure more reliable communication to a PNC monitoring centre over GSM and NGN networks

### Item

Lifeline GSM & MyAmie

### Part number

56000/320



MyAmie

### Product Statistics

Weight: 777g  
Dimensions: 195 x 215 x 36mm (WxLxD)  
Mains power: 30 hours of stand-by operation, 15 hours with one 30 minute alarm call (minimum expected at date of purchase and when fully charged).

\*Note - Personal radio triggers packaged with Lifeline home units are supplied with neck cord and 10mm wrist strap wearing options.

Available  
early 2012

# Local Care Alarms

## CareAssist

CareAssist is designed to support local carers to deliver high quality, non intrusive care. It is an extremely easy to use, portable device that provides carers working or living onsite with a means to receive instant alerts from Tunstall's range of telecare sensors. This means that onsite carers can be quickly made aware of any incidents allowing them to provide a high level of care whilst maximising efficiency. It provides a very cost effective telecare solution whilst avoiding the need for a telephone line or monitoring centre service which is often not required when full time care is being provided.



### Key features include:

- Multiple alert modes - vibration, audible and visual
- Easy to use - with clear illuminated 2.4" OLED display
- Fully portable - small pocket sized design and battery operated
- Compatible with Tunstall telecare range - supporting up to 128 telecare sensors
- Expanded range - compatible with external pager system for greater range coverage (requires additional equipment)

| Item                     | Part number |
|--------------------------|-------------|
| CareAssist               | 68100/01    |
| PC download lead (RS232) | D6705015B   |
| RS232 to USB Converter   | S8502004    |

### Product Statistics

|               |  |
|---------------|--|
| Weight:       | 148g   |
| Dimensions:   | 73 x 128 x 22mm (WxHxD)                          |
| Power:        | Rechargeable battery with USB mains charger      |
| Battery time: | 12 hours   |
| Range:        | Up to 200m (line of sight) and 50m (in building) |

# Mobile Alarms

Mobile alarms provide an extension to home based telecare solutions by providing users with the means of raising a call for help even when they leave their home.

## ROMAD RSP-100

This solution is ideal for more active people or lone workers. It provides users with a means of summoning help and a voice connection (via GSM) to the monitoring centre, even when they leave their home. However it also provides the monitoring centre with the ability to accurately find the location of the unit (via GPS) following an alarm call. The unit can also make and accept incoming telephone calls.

| Item   | Part number |
|--|-------------|
| ROMAD RSP-100 - GPS (Exc SIM) - per annum (36 month) | 42000/76    |
| ROMAD RSP-100 - GPS (Exc SIM) - per annum (24 month) | 42000/77    |
| ROMAD RSP-100 - GPS (Exc SIM) - per annum (18 month) | 42000/78    |
| ROMAD RSP-100 unit only (Exc SIM)                    | 42000/79    |

\*An appropriate mobile SIM card is required. Requires PNC 6.1 or later (mapping software) and a dedicated telephone line. See datasheet for more details.



## Ruggedised Alarm

The Ruggedised Alarm is designed especially for vulnerable people or premises, wherever they are located. This compact GSM (mobile phone) based, self contained ruggedised unit is ideal for use in environmentally challenging locations where regular deployment requires the equipment to have increased durability. It can be taken into any building with or without a telephone line connected, to offer protection and peace of mind to both people and property that may be at risk.



| Item                      | Part number |
|---------------------------|-------------|
| Ruggedised Alarm (869MHz) | 36600/06    |

### Product Statistics

|                      |   |
|----------------------|---|
| Weight:              | 5kg   |
| Dimensions:          | 270 x 250 x 170mm (WxHxD)                           |
| Radio trigger range: | 25 metres standard/100 metres with extended aerial. |
| Back-up time:        | Up to 20 hours of standby operation.                |

# Telecare Home Unit Accessories

## Big Button Telephone

The Big Button Telephone with its large black buttons with white numbering, hearing aid compatibility, visual call indicator and earpiece volume control is the ideal phone for those with poor sight, hearing difficulties or limited dexterity.

**Item**  
Big Button Telephone

**Part number**  
30000/52

**Product Statistics**  
Weight: 85g (inc box)  
Dimensions: 200 x 80 x 230mm (WxHxD)



## GSM Module

GSM Module enables the Lifeline home units\* to be installed when there is no landline available, such as remote buildings. Alternatively there may be a need for a secure telephone connection which cannot be physically tampered with outside the building.

### Applications include:

- Witness Protection
- School Security
- Racial Harassment
- Supported Housing
- Domestic Violence
- Personal and Home Security

**Item**  
GSM Module - Burnside

**Part number**  
36600/03



\*Compatibility - Lifeline units operating Tunstall's STMF protocol  
Compatible with all mobile networks 900 MHz, 1800 MHz - SIM card required  
Note - regular testing should be performed to ensure any changes to the mobile telephone network has not affected operation.

## Safe Socket

The Safe Socket™ is a new concept to ensure that alarm calls are raised even though the telephone line is in use. It allows the Lifeline home unit to seize the phone line from other connected devices on the same line (i.e. extension phone, computer, fax machine, satellite receiver etc).

**Item**  
Safe Socket™

**Part number**  
36900/55

**Product Statistics**  
Weight: 31g  
Dimensions: 53 x 55 x 22mm (WxHxD)



## USB TAPIT Programming Interface

The USB TAPIT programming interface provides a simplified method of configuring Lifeline 400, 4000, 4000+, Lifeline Connect and Connect+ home units using a laptop or PC, rather than at the monitoring centre or by using a telephone keypad.

The USB TAPIT connects directly from a computer USB socket to the Aux socket on the Lifeline home unit. The following software packages are available to download from the Tunstall website [www.tunstall.co.uk/downloadcentre](http://www.tunstall.co.uk/downloadcentre)

- TAPIT+ software for programming the Lifeline 400, 4000 and 4000+
- PC Connect software for programming the Lifeline Connect and Lifeline Connect+

Once a unit has been configured, the programming file can be saved and then recalled as many times as required, therefore allowing a large number of units to be programmed using the same file, quickly and easily.

**Item**  
USB TAPIT

**Part number**  
51900/01

**Product Statistics**  
Weight: 46g  
Dimensions: 34 x 16 x 69mm (WxHxD)  
Power: Powered by Lifeline home unit  
Lead length: 70cm



# Telecare Sensors

Telecare consists of various sensors placed around the home linked to a Lifeline home unit or other Tunstall telecare enabled system and monitored 24 hours a day, 365 days a year by a monitoring centre, allowing swift action to be taken should an incident occur. A wide range of sensors are now available that can help to manage risks within the home enabling people to live safely and independently for longer. The range of sensors provides greater reassurance and protection of users by monitoring for a diverse range of risks.

## Which sensors do I need?

The following pages contain the full list of available sensors that can be selected and interchanged to meet individual needs. To help you decide which sensors best suit your requirements we have included an easy reference guide at the end of this document. The guide lists a number of solutions and recommends and suggests which sensors should be used for each solution. A number of telecare alerting devices are also available to ensure the telecare user or their carer is quickly made aware of a telecare alarm (see page 17).

## Terms of reference

**Compatibility** - The compatibility of each sensor with Lifeline home units and Tunstall telecare enabled systems is for guidance only.

When Telecare Overlay is mentioned this refers to any grouped system that is fitted with 869MHz radio receivers.

**Battery life** - period indicated is the average life depending on usage. See battery info guide, for more details visit [www.tunstall.co.uk/downloads](http://www.tunstall.co.uk/downloads)

## MyAmie

The MyAmie is a small, discreet pendant, operating on the 869MHz European Social Alarm frequency, which allows the user to raise an alarm call in an emergency, even if the home unit is out of reach or in another room.

In response to feedback we've designed a very comfortable to wear pendant that is half the size of the Amie+, yet the red button is a third larger. The unique oval design enables the pendant to be switched around for use with either a wide or a narrow wrist strap as well as supporting multiple wearing options – wrist, neck, key ring, belt clip.

Please note that all new orders placed for Amie+ or Gem+ will be fulfilled with the new pendant.

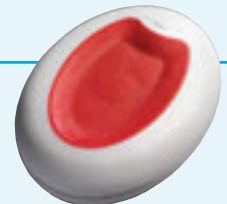
| Item            | Part number |
|-----------------|-------------|
| MyAmie (869MHz) | P68005/01   |

Compatibility – Lifeline Connect/Connect+/400/4000+/Telecare Overlay/Communicall Connect/CareAssist.

Note – supplied with neck cord, other wearing options are available – see page 26

### Product Statistics

|               |                                 |
|---------------|---------------------------------|
| Weight:       | 7g                              |
| Dimensions:   | 36 x 27 x 14mm (LxWxD)          |
| Range:        | Up to 50 metres (typical)       |
| Battery life: | Up to 7 years (non replaceable) |



## Amie and Gem

The Amie and Gem are personal triggers operating on the 173MHz frequency. They are supplied with a neck cord.

| Item   | Part number |
|--|-------------|
| Amie <sup>1</sup> (173MHz)                   | P63000/01   |
| Gem <sup>1</sup> (173MHz)                    | P64000/01   |
| Amie (active neck cord version) <sup>2</sup> | P63000/02   |

Compatibility - <sup>1</sup> Lifeline 1000/2000/3000/4000

<sup>2</sup> For use with 173 MHz Communicall Systems.  
Note - other wearing options are available - see pages 26/27

### Product Statistics (Amie)

|               |                           |
|---------------|---------------------------|
| Weight:       | 20g                       |
| Dimensions:   | 31 x 58x 16mm (WxHxD)     |
| Range:        | Up to 50 metres (typical) |
| Battery life: | 5 years                   |

### Product Statistics (Gem)

|               |                            |
|---------------|----------------------------|
| Weight:       | 25g                        |
| Dimensions:   | 48.5 x 47.5 x 16mm (WxHxD) |
| Range:        | Up to 50 metres (typical)  |
| Battery life: | 5 years                    |



Amie



Gem

## Arm / Disarm / Zoning Trigger



This trigger is based on a MyAmie. It allows users to arm the intruder functionality at the touch of a button on vacating their dwelling and then to disarm it in the same way as they re-enter.

It can also be used as a zoning trigger to enable users to arm PIRs (movement detectors) downstairs whilst disabling sensors upstairs to allow movement during the night. This means that users will not need to 'beat' the zoning delay time before the system arms, therefore users can take as much time as required to walk up the stairs without needing to panic.

The trigger has a grey case in order to differentiate it from a trigger that raises a telecare alarm call and also has a key fob attachment to enable it to be attached to a key ring.

### Product Statistics

|               |                                 |
|---------------|---------------------------------|
| Weight:       | 7g                              |
| Dimensions:   | 36 x 27 x 14mm (LxWxD)          |
| Range:        | Up to 50 metres (typical)       |
| Battery life: | Up to 7 years (non replaceable) |

### Item

Arm/Disarm/Zoning Trigger (869MHz)

### Part number

P68005/08

Compatibility – Lifeline 400 with part numbers 37000/345 and 37000/355 Lifeline 4000+ with part numbers 36000/447 and 36000/457 Lifeline Connect/Connect+  
Note - supplied with wall mounting clip and key ring accessory.

## Bed Occupancy Sensor

The Bed Occupancy Sensor is a solution for the protection of people who get up from their beds during the night and fail to return after a specified period of time has elapsed. An extend switch can also be connected to enable the user to easily extend the period of time before an alarm is raised e.g. when getting up at night to make a cup of tea. The sensor can also detect if clients have failed to go to bed at night or have not got up in the morning thus allowing carers to ascertain the cause.

The sensor can be used with X10 controllers (see page 19) to turn on lights in order to minimise the risk of falling in the night.

Under mattress sensor



Over/under mattress sensor



### Item

Bed Occupancy Sensor Mat - under mattress

### Part number

D4106009A

Bed Occupancy Sensor Mat - over/under mattress

D4106011A

Control Unit (869MHz)\*

41005/13

Extend Switch

41005/05

Double Bed Adapter\*\*

S2204351

### Product Statistics

|               |                                |
|---------------|--------------------------------|
| Weight:       | 0.8Kg                          |
| Dimensions:   | 245 x 762 x 3mm (WxLxD)        |
| Sensor Mat:   | 103 x 762 x 3mm (WxLxD)        |
| Control Unit: | 95 x 160 x 35mm (WxHxD)        |
| Range:        | Up to 50 metres (typical)      |
| Battery life: | Control Unit battery - 2 years |
| Sensor life:  | 1 year                         |

Compatibility - Lifeline Connect/Connect+/400/4000+/Telecare Overlay/Communicall Connect/CareAssist

\*Requires PDA programming kit to configure - see page 27. \*\*Allows 2 Bed Sensor Mats to be connected to the control unit

## Bed Absence Sensor (virtual)

The virtual Bed Absence Sensor generates an alarm if a client has got out of bed and has not returned after a specified period of time. The bed occupancy sensor mat is simply plugged into the universal sensor which sends the radio signal to the home unit. When the client gets out of the bed (during the monitoring period), the timer is started. If the timer expires before the client has got back into the bed then a Virtual Bed Absence event is generated. The virtual bed sensor can be combined with a Fast PIR, the timer on the bed sensor is extended each time the PIR detects activity after the client leaves their bed. This helps to reduce false calls where clients have not fallen but have decided, for example, to go to the kitchen to make a drink. The sensor also provides the ability to remotely change time settings when the client's needs change helping to reduce service costs. By adding a MyLife adapter to the Lifeline Connect+, telecare alerting devices such as X10 and DDA pager solutions can also be used.

### Item

Bed Occupancy Sensor Mat

### Part number

D1406009A

Universal Sensor

41005/30

Double Bed Adapter\*

S2204351

Compatibility - Lifeline Connect+ (only).

Note: Feature is programmed via PC Connect or remotely adjusted via PNC6.

\*Allows 2 Bed Sensor Mats to be connected to the virtual sensor

## Bogus Caller/Panic Button

This trigger is based on the Gem+ and comes complete with a wall-mounting bracket, for location by a doorway when using as a bogus caller button, or in other areas of a dwelling, when using as a panic button.



|                                    |                    |
|------------------------------------|--------------------|
| <b>Item</b>                        | <b>Part number</b> |
| Bogus Caller/Panic Button (869MHz) | P67005/90          |


Compatibility - Lifeline Connect/Connect+/400/4000+/Telecare Overlay/Communicall Connect/CareAssist

### Product Statistics

|               |                            |
|---------------|----------------------------|
| Weight:       | 25g                        |
| Dimensions:   | 48.5 x 16 x 47.5mm (WxHxD) |
| Range:        | Up to 50 metres (typical)  |
| Battery life: | 5 years                    |

## Chair Occupancy Sensor

The Chair Occupancy Sensor provides real time alerts when a client leaves a chair in order to help prevent falls and also to notify carers of potential issues with wheelchair users.



The sensor can be used with X10 controllers (see page 26) to turn on lights if required.

|                            |                    |
|----------------------------|--------------------|
| <b>Item</b>                | <b>Part number</b> |
| Chair Occupancy Sensor Mat | D4106010A          |
| Control Unit (869MHz)*     | 41005/13           |

Compatibility - Lifeline Connect/Connect+/400/4000+/Telecare Overlay/Communicall Connect/CareAssist \* Requires PDA programming kit to configure - see page 27.

### Product Statistics

|               |                                |
|---------------|--------------------------------|
| Weight:       | 0.8kg                          |
| Sensor Mat:   | 365 x 175 x 3mm (WxLxD)        |
| Control Unit: | 95 x 160 x 35mm (WxHxD)        |
| Range:        | Up to 50 metres (typical)      |
| Battery life: | Control Unit battery - 2 years |
| Sensor life:  | 1 year                         |

## Chair Absence Sensor (virtual)

The virtual Chair Absence Sensor generates an alarm if a client has got out of their chair and has not returned after a specified period of time. The chair occupancy sensor mat is simply plugged into the universal sensor which sends the radio signal to the home unit. When the client gets out of the chair (during the monitoring period), the timer is started. If the timer expires before the client has got back into the chair then a virtual chair absence event is generated. The virtual chair absence sensor can be combined with a Fast PIR, the timer on the chair sensor is extended each time the PIR detects activity after the client leaves their chair. This helps to reduce false calls where clients have not fallen but have decided, for example, to go to the kitchen to make a drink. The sensor also provides the ability to remotely change time settings when the client's needs change helping to reduce service costs. By adding a MyLife adapter to the Lifeline Connect+, telecare alerting devices such as X10 and DDA pager solutions can also be used (see pages 18-20).

|                            |                    |
|----------------------------|--------------------|
| <b>Item</b>                | <b>Part number</b> |
| Chair Occupancy Sensor Mat | D4106010A          |
| Universal Sensor           | 41005/30           |

Compatibility - Lifeline Connect+ (only)  
Note - Feature is programmed via PC Connect or remotely adjusted via PNC6

## CO Detector (wireless)

The wireless Carbon Monoxide Battery Operated Detector provides an immediate alert when dangerous CO emissions have been detected due to a blocked flue or fault in a fuel burning appliance.



|                      |                    |
|----------------------|--------------------|
| <b>Item</b>          | <b>Part number</b> |
| CO Detector (869MHz) | 67005/51           |

Compatibility - Lifeline Connect/Connect+/400/4000+/Telecare Overlay/Communicall Connect/CareAssist

### Product Statistics

|                     |                           |
|---------------------|---------------------------|
| Weight:             | 210g                      |
| Dimensions:         | 110 x 76 x 34mm (WxHxD)   |
| Range:              | Up to 50 metres (typical) |
| Detector life:      | 4 to 5 years              |
| Radio Battery life: | 2 years                   |

## Door Usage Sensor

The universal sensor can also be used as a door usage sensor (see page 17).

## Door Entry System

The Door Entry System is used in conjunction with a standard television and telephone/Lifeline unit in order to provide both visual and audible identification of a caller before an external door is opened. Once the caller has been identified, the door can be opened remotely by the end user. The system can also be used to open a door remotely from the monitoring centre in order to allow carers/emergency services access following receipt of an emergency call.



| <i>Item</i>       | <i>Part number</i> |
|-------------------|--------------------|
| Door Entry System | i81200/15A         |
| Lock Release      | iES606             |

Note - The door entry system requires a lock release. Requires installation and survey on the type of door.

## Dummy External Bell Box

The Dummy Bell Box can be mounted on the outside of a property in order to provide a visual warning to any would-be intruders that an alarm system is installed.




| <i>Item</i>             | <i>Part number</i> |
|-------------------------|--------------------|
| Dummy External Bell Box | CP3000022          |

## Enuresis Sensor

The Enuresis Sensor provides a discreet and efficient means to detect instances of enuresis the moment they occur.

It consists of a thin, waterproof and durable sensor mat, which is positioned under the top sheet of a bed and a radio device.



| <i>Item</i>   | <i>Part number</i> |
|---|--------------------|
| Enuresis Sensor Kit (869MHz)<br>(including control unit and sensor mat) | 41005/21           |
| Replacement Enuresis Sensor Mat   | S2209050           |

Compatibility - Lifeline Connect/Connect+/400/4000+ (except part numbers 36000/340 and 36000/350)/Telecare Overlay/Communicall Connect/CareAssist

Note - Enuresis sensor mats should not be returned to Tunstall without a decontamination certificate.

### Product Statistics

|               |                           |
|---------------|---------------------------|
| Weight:       | 0.8Kg                     |
| Control Unit: | 95 x 160 x 35mm (WxHxD)   |
| Sensor Mat:   | 20 x 540 x 1mm (WxHxD)    |
| Range:        | Up to 50 metres (typical) |
| Battery life: | Up to 2 years             |

## Epilepsy Sensor

This sensor is placed underneath the mattress and monitors tonic-clonic seizures. Upon detection of such a situation, an alarm call will be raised to the monitoring centre or carer to ensure the appropriate action can be taken.

| <i>Item</i>  | <i>Part number</i> |
|--|--------------------|
| Epilepsy Sensor Kit (869MHz)<br>(including sensor mat 41000/06,<br>controller and radio transmitter) | 67005/59           |
| Replacement Epilepsy Sensor Mat  | 41000/04           |
| Replacement Epilepsy Sensor Mat  | 41000/06           |

Compatibility - Lifeline Connect/Connect+/400/4000+ (except part numbers 36000/340 and 36000/350)/Telecare Overlay/Communicall Connect/CareAssist

Tunstall is not responsible for any outcome associated with the programming or use of the Epilepsy Sensor, responsibility for setting to individual requirements belongs to medically qualified personnel.



Compatible with Epilepsy Sensor Mat 41000/06



Compatible with Epilepsy Sensor Mat 41000/04

### Product Statistics

|                    |   |
|--------------------|---|
| Weight:            | 245g (sensor mat)                               |
| Dimensions         |   |
| Sensor Mat:        | 580 x 400 x 0.5mm (LxWxD)                       |
| Radio Transmitter: | 89 x 68 x 29mm (LxWxD)                          |
| Range:             | Up to 50 metres (typical)                       |
| Battery life:      | Sensor mains powered, radio transmitter 5 years |

## Fall Detector



The Fall Detector utilises an intelligent 2 stage detection process in order to identify a genuine fall. The device registers an emergency and sends a radio alarm signal to the home unit, which then initiates a call at the monitoring centre. The fall detector is supplied complete with waist worn pouch and a stand to keep the fall detector in when not in use.

### Item

Fall Detector (869MHz)

### Part number

68005/49

Compatibility - Lifeline Connect/Connect+/400/4000+/Telecare Overlay/  
Communicall Connect/CareAssist

### Product Statistics

Weight: 75g  
Dimensions: 75 x 53 x 28mm (WxHxD)  
Range: Up to 50 metres (typical)  
Battery life: 12 months (replaceable)

## VitalBase<sup>FALL</sup> Fall Detector



The VitalBase<sup>FALL</sup> is a wrist worn Fall Detector designed to identify a serious fall that leads to a state of unconsciousness and immobility of the user. If such a fall is detected, the detector vibrates to alert the user that it is about to send a radio alarm signal to the Lifeline home unit. In order to reduce the number of false calls, should the user continue, or start to move again within a pre-set time limit after the fall, a call to the monitoring centre will not be raised.

Other features include an alarm button, a hypoallergenic wrist strap, battery life (non replaceable) of 2 years and a water resistant casing.

### Item

VitalBase<sup>FALL</sup> Fall Detector (869MHz)

### Part number

67605/16

Elastic replacement wrist strap (single pack) S4811007

Compatibility - Lifeline Connect/Connect+/400/4000+/Telecare Overlay/  
Communicall Connect/CareAssist

### Product Statistics

Weight: 35g  
Dimensions: 46 x 38 x 12mm (LxWxD)  
Range: Up to 50m (typical)  
Battery life: 2 years (non replaceable)

## Flood Detector



The Flood Detector is a neat unobtrusive wireless sensor that can provide an early warning of potential flood situations. The sensor is placed under the sink or in the bathroom next to the toilet or under the bath. If the detector senses water, the unit will provide two types of alarm. The first is a local audible alarm and the second will activate the Lifeline home unit or grouped telecare system, which will automatically raise a call at the monitoring centre.

### Item

Flood Detector (869MHz)

### Part number

67005/37

Compatibility - Lifeline Connect/Connect+/400/4000+/Telecare Overlay/  
Communicall Connect/CareAssist

### Product Statistics

Weight: 142g  
Dimensions: 90 x 31mm (WxD)  
Range: Up to 50 metres (typical)  
Radio Battery life: 5 years average life  
Detector battery life: 12 months

## Gas Shut Off Valve Solution



The Gas Shut Off Valve can be used to detect the leakage of gas and immediately turn off the gas supply to a dwelling or an individual appliance. It consists of the following:-

- Control Unit with key switch
- Gas Shut Off Valve
- Natural Gas Detector
- Radio Output Module (869MHz)

Please note that prior to ordering, a survey is required. Installation must be conducted by a Gas Safe registered gas fitter.

There are 3 solutions in order to cater for different sizes of gas pipe:

### Item

Suitable for use with 1/2" gas pipes

### Part number

GS803

Suitable for use with 3/4" gas pipes

GS804

Suitable for use with 1" gas pipes

GS805

### Product Statistics

Weight: 450g  
Dimensions: 57 x 160 x 80mm (WxHxD)

Compatibility - Lifeline Connect/Connect+/400/4000+/Telecare Overlay/  
Communicall Connect/CareAssist

## Gas Detector

The mains powered Natural Gas and LPG Detector provides an alert to the danger of gas leaks.

| Item                 | Part number |
|----------------------|-------------|
| Natural Gas Detector | GS831       |
| LPG Detector         | GS837       |

Compatibility - Lifeline Connect/Connect+/4000/4000+/Telecare Overlay/Communicall Connect/CareAssist

Note - The universal sensor can be used to wirelessly connect the Natural Gas Detector to the Lifeline Connect, Connect+, 400 and 4000+ home unit.  
Requires installation by a qualified electrician.

### Product Statistics

|                |                         |
|----------------|-------------------------|
| Weight:        | 370g                    |
| Dimensions:    | 75 x 155 x 42mm (WxHxD) |
| Detector life: | Up to 5 years           |
| Power:         | Mains                   |



## Heat Detector

The wireless heat detector provides additional protection against the risk of fires in rooms where smoke detectors are unsuitable e.g. kitchen. The detector is kitemarked to BS 5446 Part 2: 2003 and raises an alarm when the temperature reaches between 54°C and 62°C.

| Item                    | Part number |
|-------------------------|-------------|
| Heat Detector           | 9000/81A    |
| Easi-fit Base (869 MHz) | 67005/78    |

Compatibility - Lifeline Connect/Connect+/400/4000+/Telecare Overlay/CareAssist

Note - A heat detector and easi-fit base is required per installation.

### Product Statistics

|                |  |
|----------------|--|
| Weight:        | 291g   |
| Dimensions:    | 145 x 78 mm (WxD)  |
| Range:         | Up to 50 metres (typical)  |
| Battery life:  | Detector = 5 years (replaceable Lithium 9V)<br>Radio transmitter = 5 years (non replaceable) |
| Detector life: | 10 years   |




## Inductive Loop

The inductive loop system helps to deliver high quality sound directly to hearing aids (with telecoil facility) from particular sources e.g. television, stereos and computers within their own home. In addition, when an alarm is raised or an incoming telephone call is received the inductive loop system will intelligently fade from the television sound over to the sound coming from the monitoring centre or caller enabling them to communicate more easily with the user without interference from loud sound sources in the background.

| Item                   | Part number |
|------------------------|-------------|
| Inductive Loop System* | D4109002A   |

\*Requires installation

Compatibility - Lifeline Connect+ with issue number E1 or later/Communicall Connect speech module



## Access Trigger (Carer Trigger)

This trigger is based on the MyAmie. It allows authorised carers to access a client's property once an alarm call has been raised and the need for on site help has been determined. It works in conjunction with a Lifeline Connect+\* and electronic door locking mechanism to allow authorised access to a property, without the need to locate a keyholder, thereby reducing the time needed to get help to a user.

| Item                    | Part number |
|-------------------------|-------------|
| Access Trigger (869MHz) | P68005/10   |

\*Compatibility - Lifeline Connect+/4000+ (Part numbers 36000/447 & 36000/457 only)

Note - the door entry system requires a lock release. Requires installation and survey on the type of door.

It can be used on Communicall Connect to allow users to remotely answer door entry calls.

It can also be used as a carer trigger.

### Product Statistics

|               |                                 |
|---------------|---------------------------------|
| Weight:       | 7g                              |
| Dimensions:   | 36 x 27 x 14mm (LxWxD)          |
| Range:        | Up to 50 metres (typical)       |
| Battery life: | Up to 7 years (non replaceable) |



## Medication Dispensers

Medication Dispensers can be used to automatically provide access to medication over a 28 day period, providing audible and visual alerts to the user each time medication should be taken. If the user fails to access the medication, an alert is raised to the monitoring centre or carer so that action can be taken to ensure that the medication programme is maintained.

The PivoTell dispenser is larger which allows for a greater number of pills or larger tablets to be stored and dispensed.

| Item                                     | Part number |
|--|-------------|
| Medication Dispenser (869MHz) - Addoz    | 67005/60    |
| Medication Dispenser (869MHz) - PivoTell | 67005/81    |
| 14 compartment carousel (Addoz)          | 67005/61    |
| 28 compartment carousel (Addoz)          | 67005/62    |
| Keylock for carer (Addoz)                | 67005/63    |
| 28 Compartment Carousel (PivoTell)       | S4810132    |
| Tipper (PivoTell)                        | S4810137    |


Compatibility - Lifeline Connect/Connect+/400/4000+ (except part numbers 36000/440 and 36000/350) /Telecare Overlay/Communicall Connect/CareAssist

### Product Statistics - Addoz

|               |                           |
|---------------|---------------------------|
| Weight:       | 296g                      |
| Dimensions:   | 135 x 48mm (WxD)          |
| Range:        | Up to 30 metres (typical) |
| Battery life: | 1 year                    |

### Product Statistics - PivoTell

|               |                           |
|---------------|---------------------------|
| Weight:       | 480g                      |
| Carousel:     | 28 doses                  |
| Dimensions:   | 190 x 56mm (WxD)          |
| Range:        | Up to 30 metres (typical) |
| Battery life: | 1 year                    |



## Minuet Watch

The Minuet Watch has been developed to help encourage telecare users to wear their personal triggers throughout the day. By combining an alarm button into a high quality watch, users are more likely to wear it and as a result will be provided with additional protection as their ability to raise an alarm call is increased.

The Swiss designed watch is waterproof to IP67 standard to provide protection from brief submergence in water and also incorporates an LED to provide the user with visual reassurance that the alarm button has been pressed.

| Item                   | Part number |
|------------------------|-------------|
| Minuet Watch (869 MHz) | 67605/06    |

Compatibility - Lifeline Connect/Connect+/400/4000+/Telecare Overlay/Communicall Connect/CareAssist

### Product Statistics

|               |   |
|---------------|---|
| Weight:       | 24g   |
| Dimensions:   | 46 x 38 x 13mm (WxHxD)  |
| Range:        | Up to 50 metres   |
| Battery life: | Watch = 5 years (non replaceable)<br>Radio Transmitter = 3 years (replaceable CR2032) |



## Passive Infra Red Detectors

The PIR is a wireless movement detector that can be used for both intruder and inactivity monitoring. A Fast PIR is also available in order to provide the functionality to use Virtual Sensors and ADLife on the Lifeline Connect+.

| Item                   | Part number |
|------------------------|-------------|
| Standard PIR (869MHz)* | 67005/45    |
| Fast PIR (869MHz)**    | 67005/89    |

\*Compatibility - Lifeline Connect/Connect+/400/4000+/Telecare Overlay/Communicall Connect/CareAssist

\*\*Compatibility - Lifeline Connect+ only

### Product Statistics - Passive Infra Red

|               |                           |
|---------------|---------------------------|
| Weight:       | 109g                      |
| Dimensions:   | 60 x 90 x 45mm (WxHxD)    |
| Range:        | Up to 50 metres (typical) |
| Battery life: | 18 months                 |

### Product Statistics - Fast PIR

|               |                           |
|---------------|---------------------------|
| Weight:       | 142g                      |
| Dimensions:   | 76 x 114 x 70mm (WxHxD)   |
| Range:        | Up to 50 metres (typical) |
| Battery life: | 12 months                 |



Standard PIR



Fast PIR

## Pressure Mat

The Pressure Mat can be hard wired to a home unit or speech module or can be used in conjunction with a ROM to provide a wireless link. It can be used for inactivity and intruder monitoring.



**Item**  
Pressure Mat

**Part number**  
GS140

Compatibility - Lifeline Connect/Connect+/400/4000+/Telecare Overlay/Communicall Connect

### Product Statistics

Weight: 450g  
Dimensions: 700 x 400 x 10mm (WxHxD)

## Property Exit Sensor

The Property Exit Sensor provides real time alerts when a client has walked out of their door and not returned so that carers can ensure their welfare.

The sensor can also provide an alert when a client has left an external door open for a specified period of time so that action can be taken to ensure that it is closed quickly and the building is secured.



**Item**  
Property Exit Sensor (869MHz)  
(including PIR, Door Contacts and Control Unit\*)

**Part number**  
41005/15

Compatibility - Lifeline Connect/Connect+/400/ 4000+/Telecare Overlay/  
Communicall Connect/CareAssist

\* Requires PDA programming kit to configure - see page 27.

### Product Statistics

Weight: 600g  
Dimensions  
Control Unit: 95 x 160 x 35mm (WxHxD)  
Keyswitch: 85 x 85 x 39mm (WxHxD)  
Contacts: 11 x 66 x 10mm (WxHxD)  
PIR: 65 x 108 x 77mm (WxHxD)  
Range: Up to 50 metres (typical)  
Battery life: 1 years

## Property Exit Sensor (virtual)

The virtual Property Exit Sensor combines a simple Fast PIR with a door usage sensor (universal sensor) to create the complete solution. The wireless sensor generates an alarm if a client leaves their home (during the monitoring period) and does not return within a safe time period. A quick code (650x) can be entered into a telephone connected to the Lifeline Connect+ to allow a carer to leave the property without causing an alarm to be raised. This quick code disables the Virtual PES for the number of minutes specified by x to give enough time for the carer to leave the property. The Lifeline Connect+ home unit supports a single Virtual PES which can be used to monitor multiple doors. The sensor also provides the ability to remotely change time settings when the client's needs change helping to reduce service costs. By adding a MyLife adapter to the Lifeline Connect+, telecare alerting devices such as X10 and DDA pager solutions can also be used (see pages 18-20).

**Item**  
Fast PIR (869 MHz)  
Universal Sensor (used in door usage mode)

**Part number**  
67005/89  
41005/30

Compatibility - Lifeline Connect+ (only). Note: Feature is programmed via PC Connect or remotely adjusted via PNC6.

## Radio Pull Cord

The Radio Pull Cord can be strategically placed around the home, in order to provide a user with a convenient means of summoning help in an emergency.

**Item**  
Radio pull cord (869MHz)

**Part number**  
67005/36

Compatibility - Lifeline Connect/Connect+/400/4000+/Telecare  
Overlay/Communicall Connect/CareAssist

Not suitable for use in bathrooms.



### Product Statistics

Weight: 90g  
Range: Up to 50 metres (typical)  
Battery life: 5 years

## Radio Output Module

The Radio Output Module (ROM) allows wired devices, such as the Pressure Mat to raise an alarm call wirelessly thus eliminating the need to hardwire sensors.

**Item**  
ROM (869MHz)

**Part number**  
67005/35

Compatibility - Lifeline Connect/Connect+/400/4000+/Telecare Overlay/Communicall Connect/CareAssist

### Product Statistics

Weight: 68g  
Dimensions: 51 x 75 x 25mm (WxHxD)  
Range: Up to 50 metres (typical)  
Battery life: 5 years



## Smoke Detector

Tunstall Smoke Detectors provide increased reassurance by raising an alarm call at the monitoring centre while also activating a local audible alarm. This optical smoke detector has also been improved with the following features: one battery for both the detector and radio transmission: Accredited to EN14604:2009 and battery life of up to 5 years.

**Item**  
Smoke Detector (869MHz)

**Part number**  
68005/94

Compatibility - Lifeline Connect/Connect+/400/4000+/Telecare Overlay/Communicall Connect/CareAssist

### Product Statistics

Weight: 155g  
Dimensions: 100 x 51mm (WxD)  
Range: Up to 50 metres (typical)  
Battery life: 5 years  
Detector life: 10 years



## Temperature Extremes Sensor


The Temperature Extremes Sensor monitors for excessively high and low temperatures and a rapid rate of rise in temperature. It is typically installed on the ceiling or wall in the kitchen to protect people and property against extremes of temperature. Four versions are available which provide a different high temperature alert setting.

| <b>Item</b>                           | <b>Part number</b> |
|---------------------------------------|--------------------|
| Temp Extremes Sensor 2/35°C (869MHz)  | 69005/03           |
| Temp Extremes Sensor 2/42°C (869MHz)  | 69005/05           |
| Temp Extremes Sensor 12/42°C (869MHz) | 69005/04           |
| Temp Extremes Sensor 16/42°C (869MHz) | 69005/06           |

Compatibility - Lifeline Connect/Connect+/400/4000+/Telecare Overlay/Communicall Connect/CareAssist

### Product Statistics

Weight: 168g  
Dimensions: 83 x 108 x 37mm (WxHxD)  
Range: Up to 50 metres (typical)  
Power supply: 3 x AAA batteries  
Battery life: 2 years



## Universal Sensor

The Universal Sensor provides additional benefits to the ROM by enabling wired devices and other equipment to raise wireless alarm calls and appropriate radio messages to home units using Plug and Play functionality. It can also be used to wirelessly connect Natural Gas Detectors to home units as a Door Usage Sensor or connected to a bed occupancy sensor mat to create a virtual sensor on the Lifeline Connect+.


**Item**  
Universal Sensor (869MHz)

**Part number**  
41005/30

Compatibility - Lifeline Connect/Connect+/400/4000+/Telecare Overlay/Communicall Connect/CareAssist

### Product Statistics

Weight: 70g  
Dimensions: 50 x 74 x 25 (WxHxD)  
Battery life: 5 years



# Telecare Alerting Devices

The following devices can be added to a telecare package to provide local alerts when a telecare alarm or event is generated by the Lifeline home unit and telecare sensors. The alerting devices ensure users and/or their onsite carers are quickly made aware of alarms whether they occur at night or during the day, helping to increase safety whilst reducing the burden on carers.

## DDA Pager Solutions

The DDA pager solutions immediately alert telecare users or their in home carers when a telecare alarm is generated. They are particularly useful for telecare users with hearing impairments or for live in carers or family members who need to be notified quickly if the person they are caring for needs help.

Two different pagers are now available, one worn on a belt and a new pager designed like a watch to be worn on the wrist. When the Lifeline Connect+ and MyLife X10+DDA adapter are used in conjunction, the pagers can inform the user which telecare sensor has generated the call using different coloured LEDs and vibration patterns. Each pager comes with a charger that is connected to a pillow alert pad. The pager is designed to be inserted into its charger at night and when in this position any telecare alarms automatically vibrate the pillow alert pad to wake the sleeping user/carers.

Further reassurance can be provided by linking a flashing beacon to alert the user with clear, distinct flashes in addition to their pager. Alerting the user is not just limited to telecare alarms, the solution can also be programmed to alert the user to incoming telephone calls or, with the addition of a door bell, to someone at their door.



Wrist Pager



Standard Pager in Charger with Pillow Alert Pad



Flashing Beacon

| Item  | Part number |
|---|-------------|
| Standard Pager Pack (including standard pager, transmitter, charger and pillow alert pad) | 9000/95     |
| Wrist Pager Pack (including wrist pager, charger and pillow alert pad)                    | 9000/100    |
| Flashing Beacon (optional)  | D6866002A   |
| Transmitter   | D6866001A   |
| MyLife X10+DDA*   | 52900/53    |
| Standard Pager  | D6866003A   |
| Standard Pager Charger  | D6866004A   |
| Pillow Alert Pad  | D6866005A   |
| Door Bell   | D6866007A   |

Compatibility - Lifeline Connect+/4000+/Communicall Connect.

Note - No licence is required for this solution.

\*The MyLife X10+DDA can be used with the Lifeline Connect+ instead of the transmitter.

|  |  |  |
|--|--|--|
| <b>Product Statistics - Transmitter</b><br>Weight: 142g<br>Dimensions: 60 x 95 x 28mm (WxHxD)<br>Battery: 9 V PP3 alkaline<br>Battery life: 5 years<br>Range: Up to 200m (line of sight) | <b>Product Statistics - Standard Pager</b><br>Weight: 70g<br>Dimensions: 57 x 86 x 29mm (WxHxD)<br>Battery: 1.2 V AAA NiMh rechargeable<br>Battery life: 1 week on one charge<br>Range: Up to 200m (line of sight) | <b>Product Statistics - Wrist Pager</b><br>Weight: 27g<br>Dimensions: 38 x 12 x 49 (WxHxD)<br>Battery: 1.2V VARTA V40H rechargeable<br>Battery life: 30 hours on one charge<br>Range: Up to 100m (line of sight) |
| <b>Product Statistics - Pager Charger</b><br>Weight: 385g<br>Dimensions: 78 x 88 x 43mm (WxHxD)<br>Power: 6V DC<br>Back-up battery: Internal NiMh rechargeable<br>Flex length: 1.7m      | <b>Product Statistics - Pillow Alert Pad</b><br>Weight: 70g<br>Dimensions: 57 x 86 x 29mm (WxHxD)  | <b>Product Statistics - Flashing Beacon</b><br>Weight: 70g<br>Dimensions: 70 x 140 (WxD)<br>Power: 7.5V DC<br>Range: Up to 200m (line of sight)  |

## MyLife Adapters

The MyLife adapters simply plug into the AUX socket on the Lifeline Connect+ to provide the home unit with connectivity to X10 and DDA pager solutions. This enables the home unit to send X10/DDA signals to an X10 Main Controller/DDA pager when any telecare alarm or event is raised therefore allowing increased use of X10 devices and helping to warn the user and/or their carer when a telecare alarm is raised.



| Item           | Part number |
|----------------|-------------|
| MyLife X10     | 52900/52    |
| MyLife X10+DDA | 52900/53    |

Compatibility - Lifeline Connect+ only

## User Alert Pager Solution

The User Alert Pager Solution provides hearing impaired users with immediate notification of alarm call activation, door entry calls and fire alarm activation.



| Item        | Part number |
|-------------|-------------|
| Pager       | i9000/69A   |
| Transmitter | i9000/60A   |
| Battery     | S1004007    |

Compatibility - Telecare Overlay

\*One licence per transmitter required. Requires installation.

Only 1 transmitter per site is needed.

### Product Statistics - Pager

|               |                        |
|---------------|------------------------|
| Weight:       | 90g                    |
| Dimensions:   | 75 x 50 x 16mm (WxHxD) |
| Range:        | Up to 500 metres       |
| Power:        | 1 x AAA battery        |
| Battery life: | 45 days                |

## Home Alert Pager Solution

The Home Alert Pager Solution enables carers to be notified of alarm calls when they are at home or in the garden rather than routing them to the monitoring centre.



| Item        | Part number |
|-------------|-------------|
| Pager       | i9000/69A   |
| Transmitter | i9000/60A   |
| Battery     | S1004007    |

Compatibility - Lifeline Connect+/4000+

\*One licence per transmitter required. Requires installation.

### Product Statistics - Pager

|               |                        |
|---------------|------------------------|
| Weight:       | 90g                    |
| Dimensions:   | 75 x 50 x 16mm (WxHxD) |
| Range:        | Up to 500 metres       |
| Power:        | 1 x AAA battery        |
| Battery life: | 45 days                |

## Sounder Beacon

The Sounder Beacon combines visual indication together with a loud siren in order to alert people with hearing difficulties to a certain type of alarm activation (e.g. a smoke detector) or to an incoming telephone call.

A blue version of the sounder can be used in conjunction with the red version in order to differentiate between alarm and door entry calls on housing schemes.



| Item                            | Part number |
|---------------------------------|-------------|
| Sounder Beacon (Red)            | 92100/18    |
| Sounder Beacon (Blue)           | 92100/20    |
| Power Supply Unit               | 8020/48     |
| Backup Battery for Power Supply | 9020/15     |

### Product Statistics

|             |                 |
|-------------|-----------------|
| Weight:     | 180g            |
| Dimensions: | 86 x 82mm (WxD) |

Compatibility - Lifeline Connect+/4000/4000+/Telecare Overlay

Note - The sounder beacon requires a power supply unit (except on Communicall systems). Requires installation by a qualified electrician.

## Visual Call Beacon



The Visual Call Beacon provides visual indication only in order to alert users to a certain type of alarm activation (e.g. smoke detector) or to an incoming telephone call.

| Item                            | Part number |
|---------------------------------|-------------|
| Visual Call Beacon              | GS443       |
| Power Supply Unit               | 8020/48     |
| Backup Battery for Power Supply | 9020/15     |

Compatibility - Lifeline Connect+/4000/4000+/Telecare Overlay/Communicall Connect  
 Note - The Visual Call Beacon requires a power supply unit (except on Communicall systems).  
 Requires installation by a qualified electrician.

### Product Statistics

Weight: 80g  
 Dimensions: 75 x 65mm (WxD)

## X10 Controllers

X10 controllers can be used in conjunction with bed/chair occupancy, property exit sensors and the MyLife adapters (see below) used with the Lifeline Connect+ in order to switch on lights when a sensor is activated.

| Item            | Part number |
|-----------------|-------------|
| Main Controller | 41005/04    |

The Main Controller is used to send a signal to a number of lamp/appliance module in order to turn the lights on.



Main Controller

| Lamp Module | D4106002A |
|-------------|-----------|
|-------------|-----------|

The Lamp Module allows a lamp to be switched on and off following receipt of a signal from an X10 main controller. It also provides a light dimming function.\*



Lamp Module Controller

| Appliance Module | S2013032 |
|------------------|----------|
|------------------|----------|

The Appliance Module switches on/off connected appliances (including lamps) when it receives a signal from the Main Controller. This module is suitable for use with lamps fitted with an energy saving light bulb (no dimming function available).



Appliance Module

| Wall Mounted Dimmer Switch* | S2509028 |
|-----------------------------|----------|
|-----------------------------|----------|

The Wall Mounted Dimmer Switch can be used to replace an existing light switch, to control a ceiling mounted light.

Note - This wall mounted dimmer switch is only suitable for a one way lighting circuit, i.e. where only one switch is used to turn the light on and off and a standard non energy saving lamp.



Wall Mounted Dimmer Switch

| Wall Mounted Switch* | S2509029 |
|----------------------|----------|
|----------------------|----------|

The Wall Mounted Switch can be used to replace an existing light switch, to control a ceiling mounted light. As well as a low energy lamp or fluorescent unit.

Note - This wall mounted appliance switch will require the installation of a neutral connection into the switch. The switch is only suitable for a one way lighting circuit, ie where only one switch is used to turn the light on and off. Not compatible with energy saving or fluorescent lamps.

\*Requires installation by a qualified electrician.



Wall Mounted Switch

# Telehealth Solutions

With the increasing incidence of long-term conditions and budget constraints, healthcare organisations are realising the need to look at alternative ways of delivering high quality care.

Telehealth offers such organisations the opportunity to deliver integrated, patient-centred care for people with long-term conditions. It benefits all stakeholders in the care environment, including carers, healthcare professionals, healthcare organisations and most importantly patients, by providing the most intensive care in the least intensive setting - the patient's own home.

Tunstall offers the following telehealth solutions:

## Tunstall **icp mymedic™** and **icp mymedic plus**

The combination of **mymedic** telehealth monitors and **icp triagemanager™** software provides an extremely well designed and flexible solution to meet the requirements of remote health monitoring as patients' needs change. The monitor enables the reliable collection and secure transmission of a patient's health data. The data is then securely accessed via the **triagemanager** software by health professionals in order for them to make informed decisions about patients' health and well-being.

**mymedic** collects patients' health information through interaction with a wide range of medical devices and structured health interviews, to support the management of long-term conditions. **icp mymedic** communicates securely with the **triagemanager** to enable regular interaction with healthcare professionals.

**mymedic** utilises a standard telephone line for transmitting health information whereas **mymedic plus** incorporates an inbuilt GPRS mobile network connection to one of four GSM networks enabling the transmission of health data when a normal telephone line is not available.

 **icp mymedic**



## Tunstall **icp triagemanager**

**triagemanager** enables health professionals to keep in contact with their patients between health visits by capturing and prioritising their health interview data.


**triagemanager** triages the health interview data by severity and prioritises care delivery through colour coding each patient to enable healthcare professionals to quickly identify those that need immediate intervention.

 **icp triagemanager™**

Key features include:

- **Manage** - enables a quicker way to evaluate data and take proactive action by adjusting care provision
- **View** - the intuitive monitoring dashboard and reporting tool helps to easily view patient's health data, providing real time data to accurately and promptly assess and triage the patient's health status
- **Share** - sharing of patient information with health professionals to ensure consistent and managed care
- **Scale** - designed for small, medium and large telehealth deployments, with no restrictions on size providing ability for rapid scalability
- **IT** - as part of the Tunstall telehealth solution we provide an NHS approved, managed data and networking service hosted within the N3 network environment. This involves Tunstall managing the telehealth IT infrastructure which enables the receiving and routing of data from the **mymedic** telehealth monitors and the provision of **triagemanager**.

## Tunstall **mymedic** packages

Select between **mymedic**, **mymedic**  or **myclinic** monitoring device, choose your package and tailor your health interview questions for each patient.



or












or



**icp mymedic**

**icp mymedic** 

**icp myclinic**

|   |  |  |  |  |  |  |  |  |  |
|---|---|---|--|---|---|---|---|---|---|
|   | Blood Pressure Cuff   | Pulse Oximeter  | Thermometer  | Weighing Scales   | Peakflow Monitor/Spirometer   | 1 lead ECG  | Glucometer  | Coagulation meter   | Intelligent Health Interview  |
| <p><b>COPD</b></p> <p>The core Chronic Obstructive Pulmonary Disease (COPD) package is designed to provide people with early onset of COPD with a health session</p>  | •   | •   |  |   |   |   |   |   | •   |
| <p><b>COPD+</b></p> <p>Designed for people with more severe COPD, building on the core COPD package</p>   | •   | •   | •  |   |   |   |   |   | •   |
| <p><b>COPD Advanced</b></p> <p>Designed for people with severe COPD requiring breathing monitoring</p>  | •   | •   | •  |   | •   |   |   |   | •   |
| <p><b>CHF</b></p> <p>Designed for Chronic Heart Failure (CHF) patients that are at risk of or showing early signs of CHF</p>  | •   | •   |  | •   |   |   |   |   | •   |
| <p><b>CHF+</b></p> <p>Designed to better monitor patients who experience Atrial Fibrillation. It indicates if AF was present at the time of taking the vital sign measurements, or whenever the patient feels an AF event</p> | •   | •   |  | •   |   | •   |   |   | •   |
| <p><b>CDM</b></p> <p>The CDM (Chronic Disease Management) package is a general purpose telehealth solution which can be used for monitoring a range of long-term conditions.</p>  | •   | •   | •  | •   |   |   |   |   | •   |
| <p><b>Diabetes</b></p> <p>*<b>mymedic</b> is compatible with a range of glucometers</p>   | •   | •   |  |   |   |   | *   |   | •   |
| <p><b>Coagulation</b></p> <p>Designed for patients on Anti Coagulation therapy</p>  |   |   |  |   |   |   |   | •   | •   |

**myclinic** is a multi user solution which enables a group of patients within a common location (extra care facility or residential home for example) to participate in a telehealth program. Patients have individualised monitoring plans, but share the use of a terminal and medical device peripherals.



**myclinic** provides a cost effective way of delivering telehealth services to a wider group of potential patients, enabling early intervention and preventative care.

Each patient has a card with barcode, and placing this under the inbuilt barcode reader on the integrated PC/monitor gives access to their individual health interview. The patient or clinician can then take the patient's vital signs using the peripherals relevant to them and answer a series of tailored health questions using the touch screen monitor. This information is then transmitted to the **triagemanager** software in the same way as from individual **mymedic** units.



This proactive approach helps to reduce the need for visits to and by clinical staff, reducing the demand on the health care system and supporting people in a community setting. Telehealth can help to improve the quality of care by anticipating possible exacerbations before they occur, reducing non-elective admissions to hospital and addressing those patients who, without intervention, may become future high intensity users.

#### Product features include:

- **myclinic** software installed on a 17" touch screen medical grade PC with desktop stand
- Peripheral medical devices - weight scales, blood pressure monitor, thermometer, pulse oximeter (all Bluetooth)
- Patient and supervisor user identification by ID card with barcode
- GPRS data communications to the hosted **icp triagemanager** software system

# Activities of Daily Living (ADL) Solution

Monitoring activities of daily living can build upon the benefits offered by telecare solutions. It provides objective information about patterns of activity in the home, enabling assessment to inform care and support packages, and providing early warning of emerging problems.

Tunstall offers two complementary activity monitoring systems:

- Just Checking, a stand alone, easy to install package which supports short term assessment
- ADLife, which uses telecare sensors linked to Lifeline Connect+ and has been designed for use when longer term monitoring is required


## ADLife

ADLife is a unique ADL system available for use in individual homes with a Lifeline Connect+ and utilises telecare sensors to provide a combined ADL and telecare solution, providing both proactive information via the web based viewing screen and immediate telecare alarm alerts via the monitoring centre when required.

The system is very simple and for the most basic ADL monitoring can be used with just 3 Fast PIRs (movement detectors) to unobtrusively monitor key ADL. ADLife can also be used to monitor ADL such as how often the person visits the kitchen, bathroom or changes in sleep habits.

The ADLife web based screen then allows care professionals to view information on users to help manage their situation and ensure their care is tailored specifically to their individual needs.

For more information on ADLife, please see the ADLife Solutions Sheet.



## ADLife for Individual homes

ADLife can be provided within individual homes using a Lifeline Connect+\* and a recommendation of 3 Fast PIRs.

### Item

Lifeline Connect+ and MyAmie  
Annual ADLife Server Subscription (per client)

### Part number

53000/320  
ADLife Subscription

## ADLife Sensors

Additional telecare sensors from the list below can be added to form a more comprehensive system to provide more proactive information.

### Item

Fast PIR\*\*  
Electrical Usage Sensor  
Universal Sensor\*\*\*  
Bed Occupancy Sensor mat  
Chair Occupancy Sensor mat

### Part number

67005/89  
41005/22  
41005/30  
D4106009A  
D4106010A

\* A PNC5/6 monitoring centre with internet access is required. \*\*the minimum set of sensors recommended is 3 Fast PIRs.

\*\*\* Universal sensor can be used as a door usage sensor or connected to the bed/chair occupancy sensor mats.

# Just Checking Activity Monitoring System

## What is Just Checking?

Just Checking is a simple web-based activity monitoring system, which is stand alone and doesn't require any other telecare devices, connection to a monitoring centre or telephone line. Small, wireless sensors in the home generate a chart of activity which is accessed via a secure website. Health and social care professionals, and family members, can see when a person:

- Went to bed, got up and whether they had a disturbed night
- Visited the kitchen to prepare meals and drinks
- Received visitors or care services
- Left the house and for how long
- And generally, their daily patterns and how they are responding to care services

## How does it work?

Small wireless sensors in the main rooms of the house detect movement in order to generate a chart of activity as the person goes about their daily life.

The standard package includes 4 movement sensors, 2 door sensors and the controller. The sensors are attached to paintwork such as doorframes using Velcro pads, which are easily removed once the system is no longer required. The controller plugs into a standard electrical socket, and receives data from the sensors which it then transmits via the mobile phone network to the secure server.

Authorised users can then log onto the website from anywhere at any time to review simple to follow charts which detail activity by time and by room.

| <i>Item</i>   | <i>Part number</i>      |
|---|-------------------------|
| <a href="#">Just Checking Professional</a><br>(Includes 5 movement sensors, 2 door sensors, controller, Velcro pads, carry case and 1 year's warranty) Web service (pa) | <a href="#">K6 WS16</a> |

|  |                         |
|--|-------------------------|
| <a href="#">Just Checking Multi-Person (3 person)</a><br>(Includes 8 movement sensors, 6 door sensors, controller, Velcro pads, carry case and 1 year's warranty) Web service (pa) | <a href="#">K7 WS17</a> |
|--|-------------------------|

|  |                         |
|--|-------------------------|
| <a href="#">Just Checking Multi-Person (5 person)</a><br>(Includes 12 movement sensors, 10 door sensors, controller, Velcro pads, carry case and 1 year's web service and warranty) Web service (pa) | <a href="#">K8 WS18</a> |
|--|-------------------------|

Just  
Checking 




# Telecare Packages/Accessories/Spares

## ADSL Broadband Filter

In order to provide a broadband connection in a dwelling with a Lifeline unit, an ADSL filter should be plugged into the main telephone socket of the home. Under normal circumstances, the connection of the Lifeline unit to the filter will not affect operation, however if the filter is of a very poor quality, an alarm call from any social alarm connected to it could be adversely affected.

Tunstall has fully tested and approved this high quality ADSL filter.

| <i>Item</i>                           | <i>Part number</i>       |
|---------------------------------------|--------------------------|
| <a href="#">ADSL Broadband Filter</a> | <a href="#">S1908007</a> |



## MyAmie Accessories

| <i>Item</i>                      | <i>Part number</i> |
|----------------------------------|--------------------|
| Wrist Strap 20mm (pack of 10)    | D6702145A          |
| Wrist Strap 10mm (pack of 10)    | D6702135A          |
| Belt Clip (pack of 10)*          | D6702136A          |
| Neck Cord (pack of 10)           | D6702137A          |
| Easy Press Adaptor               | D6702112A          |
| Key Ring                         | D6702128A          |
| Key Ring and Belt Clip*          | D6702140A          |
| Wrist Strap (10mm) and Neck Cord | D6702133A          |
| Wrist Strap (20mm) and Neck Cord | D6702144A          |

\*Belt Clip is also used to wallmount MyAmie triggers



Wrist Strap 10mm



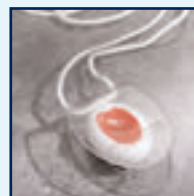
Neck Cord



Belt Clip



Wrist Strap 20mm



Easy Press Adaptor



Key Ring

## Amie+ Accessories

| <i>Item</i>                                 | <i>Part number</i>    |
|---|-----------------------|
| Wrist strap - single pack                   | D6702021A             |
| Wrist strap - pack of 10                    | 67005/40              |
| Belt clip & passive neck cord - single pack | D6702020C             |
| Standard neck cords - pack of 10            | 67005/41 - white cord |
| Easy Press Adaptor - single pack            | 64900/16A             |
| Belt clips - pack of 10                     | 67005/42              |



Amie Easy Press Adaptor

## Amie Accessories

| <i>Item</i>                      | <i>Part number</i> |
|----------------------------------|--------------------|
| Standard neck cords - pack of 10 | 63900/01           |
| Active neck cords - pack of 10*  | 63900/02           |
| Belt clips - pack of 50          | 63900/03           |
| Wrist strap - single pack        | D6702021A          |
| Wrist strap - pack of 10         | 67005/40           |

\*Note - For use with Active neckcord version of Amie (part number D63000/02) only.



Wrist Strap

## Fall Detector Accessories

An additional waist worn pouch is available.

| <i>Item</i> | <i>Part number</i> |
|-------------|--------------------|
| Waist pouch | D6609001A0         |



Waist Pouch

## Gem+ Accessories

| <i>Item</i>                                 | <i>Part number</i> |
|---|--------------------|
| Wrist strap - single pack                   | D6402143A          |
| Wrist strap - pack of 10                    | 64900/06           |
| Belt clip & passive neck cord - single pack | D6702038B          |
| Passive neck cords - pack of 10 (white)     | 67005/43           |
| Easy press adaptor - single pack            | 64900/15A          |



Gem Easy Press Adaptor

## Gem Accessories

| <i>Item</i>                             | <i>Part number</i> |
|---|--------------------|
| Standard neck cords - pack of 10 (grey) | 64900/01           |
| Belt clips - pack of 50                 | 64900/03           |
| Bogus caller bracket single             | 64900/12           |
| Bogus caller bracket - pack of 10       | 64900/14           |
| Wrist strap - single pack               | D6402143A          |
| Wrist strap - pack of 10                | 64900/06           |



Belt Clip

## Batteries

| <i>Item</i>      | <i>Part number</i> |
|------------------|--------------------|
| PP3 9V Alkaline  | S1004014           |
| PP3 9V Lithium   | S1004035           |
| PX28L 6V Lithium | S1004012           |

| <i>Item</i>       | <i>Part number</i> |
|-------------------|--------------------|
| CR123A 3V Lithium | S1004033           |
| AA 1.5V Alkaline  | B109               |
| AAA 1.5V Alkaline | S1004007           |
| ? AA 3.6V Lithium | S1004040           |

## Lifeline 'own branding labels'

A label design and printing service is available to allow clients to personalise each Lifeline 400, Lifeline Connect/Connect+ with a logo, own branding and any other relevant information. A label/sticker printing guide provides details of the ordering procedure.

This can be found at [www.tunstall.co.uk/downloads](http://www.tunstall.co.uk/downloads)



## PDA Programming Kit

The Personal Digital Assistant (PDA) Programming Kit is a robust unit required to configure the control units of the bed occupancy, chair occupancy and property exit sensors. It includes a PDA pre-installed with the Tunstall configuration program, a cable for connection to the Telecare Interface Module and charger.

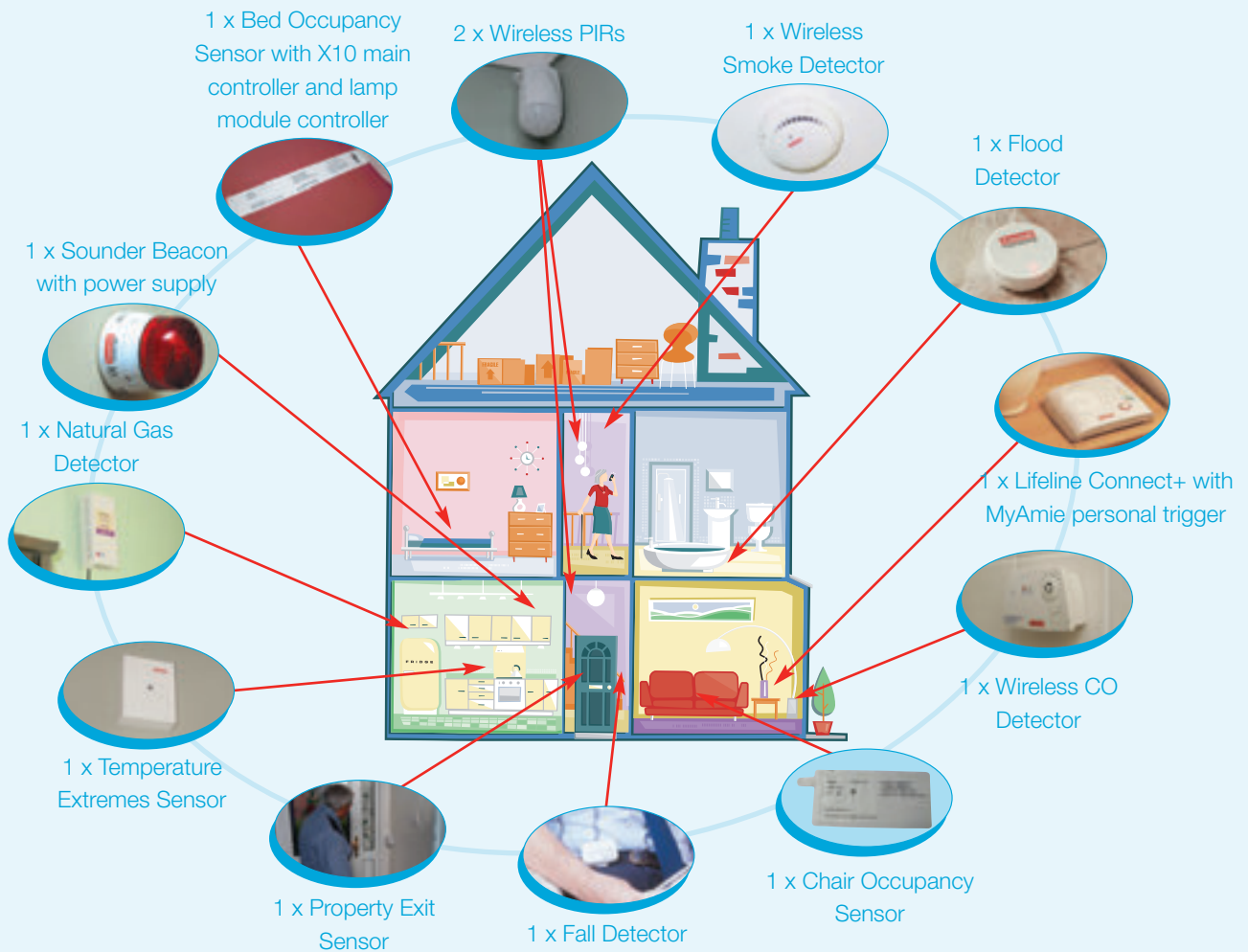
| <i>Item</i>         | <i>Part number</i> |
|---------------------|--------------------|
| PDA Programming Kit | 41005/27           |
| Spare cable         | D4105020A          |

Note - PDA programming kit is not required when using virtual bed/chair absence and virtual property exit sensors on the Lifeline Connect+.



## WISE Home Kit

The WISE home kit comprises everything required in order to set up a complete, fully functional trial site for demonstration and evaluation purposes including equipment and installation.



| <i>Item</i>           | <i>Part number</i> |
|-----------------------|--------------------|
| WISE Home Starter Kit | starterpack 1      |

## WISE Home Promotional Pack

To help you make the most of your WISE home, we have developed a package of branded marketing collateral which is both attractive and informative.

The pack consists of 4 large display boards, 15 caption boards, 100 sensor leaflets which will be overprinted with your logo and contact details and an event launch pack to help you promote your WISE Home launch.

The package ensures whatever the level of knowledge of visitors to the property, they will leave understanding more about telecare and how it contributes towards supporting independent living.

| <i>Item</i>                | <i>Part number</i> |
|----------------------------|--------------------|
| WISE Home Promotional Pack | wiseprom 1         |

Visit [www.tunstall.co.uk/marketing](http://www.tunstall.co.uk/marketing) for more information

# Easy Reference Guide - List of solutions

|                    |                             | Key                   |                                |               |                       |                                       |             |                   |                                  |          |          |                   |                          |          |            |                  |                    |                 |                    |                   |                     |                   |                     |                   |                |                 |                   |                  |  |  |
|--------------------|-----------------------------|-----------------------|--------------------------------|---------------|-----------------------|---------------------------------------|-------------|-------------------|----------------------------------|----------|----------|-------------------|--------------------------|----------|------------|------------------|--------------------|-----------------|--------------------|-------------------|---------------------|-------------------|---------------------|-------------------|----------------|-----------------|-------------------|------------------|--|--|
|                    |                             | • Recommended sensors | • Suggested additional sensors | Bogus Callers | Chronic Heart Failure | Chronic Obstructive Pulmonary Disease | Coagulation | Delayed Discharge | Delaying Nursing Home Admissions | Dementia | Diabetes | Domestic Violence | Environmental Protection | Epilepsy | Extra Care | Falls Management | Frail & Vulnerable | Health & Safety | Hearing Impairment | Intermediate Care | Intruder Protection | Personal Security | Physical Impairment | Racial Harassment | Rehabilitation | School Security | Visual Impairment | Workplace Safety |  |  |
| TELECARE           | ADLife                      |                       |                                |               |                       |                                       |             |                   |                                  |          |          |                   |                          |          |            |                  |                    |                 |                    |                   |                     |                   |                     |                   |                |                 |                   |                  |  |  |
|                    | Arm/Disarm Trigger          |                       | •                              |               |                       |                                       |             |                   |                                  |          |          |                   |                          |          |            |                  |                    |                 |                    |                   |                     |                   |                     |                   |                |                 |                   |                  |  |  |
|                    | Bed Occupancy Sensor        |                       |                                | •             | •                     | •                                     | •           | •                 | •                                | •        |          |                   | •                        | •        | •          | •                | •                  |                 |                    |                   |                     |                   | •                   |                   | •              |                 |                   |                  |  |  |
|                    | Big Button Phone            |                       |                                |               |                       |                                       |             |                   |                                  |          |          |                   |                          |          |            |                  |                    |                 |                    |                   |                     |                   |                     |                   |                |                 |                   | •                |  |  |
|                    | Bogus Caller Button         |                       | •                              |               |                       |                                       |             |                   |                                  |          |          |                   |                          |          |            |                  |                    |                 |                    |                   |                     | •                 |                     | •                 |                |                 |                   |                  |  |  |
|                    | Chair Occupancy Sensor      |                       |                                |               |                       |                                       |             |                   |                                  |          |          |                   |                          |          |            |                  |                    |                 |                    |                   |                     |                   |                     |                   |                |                 |                   |                  |  |  |
|                    | CO Detector                 |                       |                                |               |                       |                                       |             |                   |                                  |          |          |                   |                          |          |            |                  |                    |                 |                    |                   |                     |                   |                     |                   |                |                 |                   |                  |  |  |
|                    | Dummy Bell Box              |                       | •                              |               |                       |                                       |             |                   |                                  |          |          |                   |                          |          |            |                  |                    |                 |                    |                   |                     |                   |                     |                   |                |                 |                   |                  |  |  |
|                    | Enuresis Sensor             |                       |                                |               |                       |                                       |             |                   |                                  |          |          |                   |                          |          |            |                  |                    |                 |                    |                   |                     |                   |                     |                   |                |                 |                   |                  |  |  |
|                    | Environmental Control       |                       |                                |               |                       |                                       |             |                   |                                  |          |          |                   |                          |          |            |                  |                    |                 |                    |                   |                     |                   |                     |                   |                |                 |                   |                  |  |  |
|                    | Epilepsy Sensor             |                       |                                |               |                       |                                       |             |                   |                                  |          |          |                   |                          |          |            |                  |                    |                 |                    |                   |                     |                   |                     |                   |                |                 |                   |                  |  |  |
|                    | Fall Detector               |                       |                                | •             | •                     | •                                     |             |                   |                                  |          |          |                   |                          |          |            |                  |                    |                 |                    |                   |                     |                   |                     |                   |                |                 |                   |                  |  |  |
|                    | Flood Detector              |                       |                                |               |                       |                                       |             |                   |                                  |          |          |                   |                          |          |            |                  |                    |                 |                    |                   |                     |                   |                     |                   |                |                 |                   |                  |  |  |
|                    | Gas Shut Off Valve          |                       |                                |               |                       |                                       |             |                   |                                  |          |          |                   |                          |          |            |                  |                    |                 |                    |                   |                     |                   |                     |                   |                |                 |                   |                  |  |  |
|                    | Keyless Door Entry          |                       |                                |               |                       |                                       |             |                   |                                  |          |          |                   |                          |          |            |                  |                    |                 |                    |                   |                     |                   |                     |                   |                |                 |                   |                  |  |  |
|                    | Medication Dispenser        |                       |                                |               |                       |                                       |             |                   |                                  |          |          |                   |                          |          |            |                  |                    |                 |                    |                   |                     |                   |                     |                   |                |                 |                   |                  |  |  |
|                    | Natural Gas Detector        |                       |                                |               |                       |                                       |             |                   |                                  |          |          |                   |                          |          |            |                  |                    |                 |                    |                   |                     |                   |                     |                   |                |                 |                   |                  |  |  |
|                    | Pager                       |                       |                                |               |                       |                                       |             |                   |                                  |          |          |                   |                          |          |            |                  |                    |                 |                    |                   |                     |                   |                     |                   |                |                 |                   |                  |  |  |
|                    | Panic Button                |                       | •                              | •             | •                     | •                                     |             |                   |                                  |          |          |                   |                          |          |            |                  |                    |                 |                    |                   |                     |                   |                     |                   |                |                 |                   |                  |  |  |
|                    | Pillow Alert                |                       |                                |               |                       |                                       |             |                   |                                  |          |          |                   |                          |          |            |                  |                    |                 |                    |                   |                     |                   |                     |                   |                |                 |                   |                  |  |  |
|                    | PIR (movement detector)     |                       | •                              |               |                       |                                       |             |                   |                                  |          |          |                   |                          |          |            |                  |                    |                 |                    |                   |                     |                   |                     |                   |                |                 |                   |                  |  |  |
|                    | Pressure Mat                |                       |                                |               |                       |                                       |             |                   |                                  |          |          |                   |                          |          |            |                  |                    |                 |                    |                   |                     |                   |                     |                   |                |                 |                   |                  |  |  |
|                    | Property Exit Sensor        |                       |                                |               |                       |                                       |             |                   |                                  |          |          |                   |                          |          |            |                  |                    |                 |                    |                   |                     |                   |                     |                   |                |                 |                   |                  |  |  |
|                    | Pull Cord                   |                       |                                |               |                       |                                       |             |                   |                                  |          |          |                   |                          |          |            |                  |                    |                 |                    |                   |                     |                   |                     |                   |                |                 |                   |                  |  |  |
|                    | Smoke Detector              |                       |                                | •             | •                     | •                                     | •           | •                 |                                  |          |          |                   |                          |          |            |                  |                    |                 |                    |                   |                     |                   |                     |                   |                |                 |                   |                  |  |  |
|                    | Sounder Beacon              |                       |                                |               |                       |                                       |             |                   |                                  |          |          |                   |                          |          |            |                  |                    |                 |                    |                   |                     |                   |                     |                   |                |                 |                   |                  |  |  |
|                    | Temperature Extremes Sensor |                       |                                |               |                       |                                       |             |                   |                                  |          |          |                   |                          |          |            |                  |                    |                 |                    |                   |                     |                   |                     |                   |                |                 |                   |                  |  |  |
| Universal Sensor   |                             |                       |                                |               |                       |                                       |             |                   |                                  |          |          |                   |                          |          |            |                  |                    |                 |                    |                   |                     |                   |                     |                   |                |                 |                   |                  |  |  |
| Video Door Entry   |                             |                       |                                |               |                       |                                       |             |                   |                                  |          |          |                   |                          |          |            |                  |                    |                 |                    |                   |                     |                   |                     |                   |                |                 |                   |                  |  |  |
| Visual Call Beacon |                             |                       |                                |               |                       |                                       |             |                   |                                  |          |          |                   |                          |          |            |                  |                    |                 |                    |                   |                     |                   |                     |                   |                |                 |                   |                  |  |  |
| Zoning Button      |                             | •                     |                                |               |                       |                                       |             |                   |                                  |          |          |                   |                          |          |            |                  |                    |                 |                    |                   |                     |                   |                     |                   |                |                 |                   |                  |  |  |
| TELEHEALTH         | mymedic Telehealth Monitor  |                       | •                              | •             | •                     | •                                     | •           |                   |                                  |          |          |                   |                          |          |            |                  |                    |                 |                    |                   |                     |                   |                     |                   |                |                 |                   |                  |  |  |
|                    | Pulse Oximeter              |                       | •                              | •             |                       | •                                     | •           |                   |                                  |          |          |                   |                          |          |            |                  |                    |                 |                    |                   |                     |                   |                     |                   |                |                 |                   |                  |  |  |
|                    | Blood Pressure Monitor      |                       | •                              | •             |                       | •                                     | •           |                   |                                  |          |          |                   |                          |          |            |                  |                    |                 |                    |                   |                     |                   |                     |                   |                |                 |                   |                  |  |  |
|                    | Thermometer                 |                       |                                | •             |                       |                                       |             |                   |                                  |          |          |                   |                          |          |            |                  |                    |                 |                    |                   |                     |                   |                     |                   |                |                 |                   |                  |  |  |
|                    | Coagulation Meter           |                       |                                |               | •                     |                                       |             |                   |                                  |          |          |                   |                          |          |            |                  |                    |                 |                    |                   |                     |                   |                     |                   |                |                 |                   |                  |  |  |
|                    | Glucometer                  |                       |                                |               |                       |                                       |             |                   |                                  |          |          |                   |                          |          |            |                  |                    |                 |                    |                   |                     |                   |                     |                   |                |                 |                   |                  |  |  |
|                    | Peak Flow Meter             |                       |                                | •             |                       |                                       |             |                   |                                  |          |          |                   |                          |          |            |                  |                    |                 |                    |                   |                     |                   |                     |                   |                |                 |                   |                  |  |  |
|                    | Pulse Rate                  |                       | •                              | •             |                       | •                                     | •           |                   |                                  |          |          |                   |                          |          |            |                  |                    |                 |                    |                   |                     |                   |                     |                   |                |                 |                   |                  |  |  |
| Weight Scales      |                             |                       |                                |               | •                     | •                                     |             |                   |                                  |          |          |                   |                          |          |            |                  |                    |                 |                    |                   |                     |                   |                     |                   |                |                 |                   |                  |  |  |

# Telehealthcare Training Tool



The TTT is a web-based, password protected, flexible and practical learning experience that guides the user through a number of assessment scenarios based on four different levels of unmet need and risks to independence. The outcome being that the user will gain the knowledge, experience and confidence to understand how telecare sensors may enable the client to remain living independently within their own home and to apply that knowledge to identify sensors appropriate to different levels of identified need.

The TTT is particularly useful in situations where telecare staff:

- Do not have time to attend a course
- Cannot access funds to attend a course
- Need a flexible learning programme, allowing training at their own pace and in their own time
- Need a combination of practical and theoretical learning styles
- Need to introduce standardisation and consistency of assessment protocol

For more information visit [www.telehealthcaretrainingtool.co.uk](http://www.telehealthcaretrainingtool.co.uk)

# Telehealthcare Support Group



Telehealthcare Support Group (TSG) is a service specifically designed to support telecare and telehealth service providers and is the only one of its kind in the industry. The TSG, made up of a strong team of technical engineers, helpline support and specialist trainers, combines Tunstall's wealth of experience and expertise to provide unparalleled support.

All members of the team are focussed on one main objective - helping you with telecare and telehealth delivery and implementation.

The TSG offers a range of support services including:

- **Dedicated Training** - professional and clinical trainers who deliver telecare and telehealth training packages.
- **Telehealthcare Helpline 0844 855 1564** - a focussed team are on hand to deal with your queries quickly and efficiently.



# Tunstall

Our policy of continual development means that product specification and appearance may change without notice. Tunstall does not accept responsibility for any errors and omissions contained within this document. This document should not be relied upon for product details, and reference should be made to current specifications and data sheets

© 2011 Tunstall Group Ltd. ® TUNSTALL, LIFELINE, COMMUNICALL, MYMEDIC, ICP TRIAGEMANAGER and MYAMIE are registered trademarks.

Tunstall Healthcare (UK) Ltd, Whitley Lodge, Whitley Bridge, Yorkshire DN14 0HR  
Tel: 01977 661234 Fax: 01977 662450 Email: [enquiries@tunstall.co.uk](mailto:enquiries@tunstall.co.uk)

[www.tunstall.co.uk](http://www.tunstall.co.uk)  
1042/11/11

